


CFSIC's Role In Improving the Tax Base:


Crumbling Foundations & The Top 10 Affected Communities




TOWN



TAX ASSESSMENT REDUCTION



NUMBER OF PROPERTIES AFFECTED



CURRENT NUMBER OF CFSIC CLAIMS

TOWN	TAX ASSESSMENT REDUCTION	NUMBER OF PROPERTIES AFFECTED	CURRENT NUMBER OF CFSIC CLAIMS
Vernon	\$24,800,000	221	281
Tolland	\$10,700,000	141	120
S. Windsor	\$9,760,000	91	83
Willington	\$8,535,000	89	54
Manchester	\$6,100,000	83	71
Stafford	\$4,829,120	77	76
Ellington	\$3,322,283	55	52
Coventry	\$3,096,000	54	41
Ashford	\$2,005,000	22	23
Somers	\$1,643,400	13	16

Connecting the Dots...Property Tax Reductions & Future Tax Relief



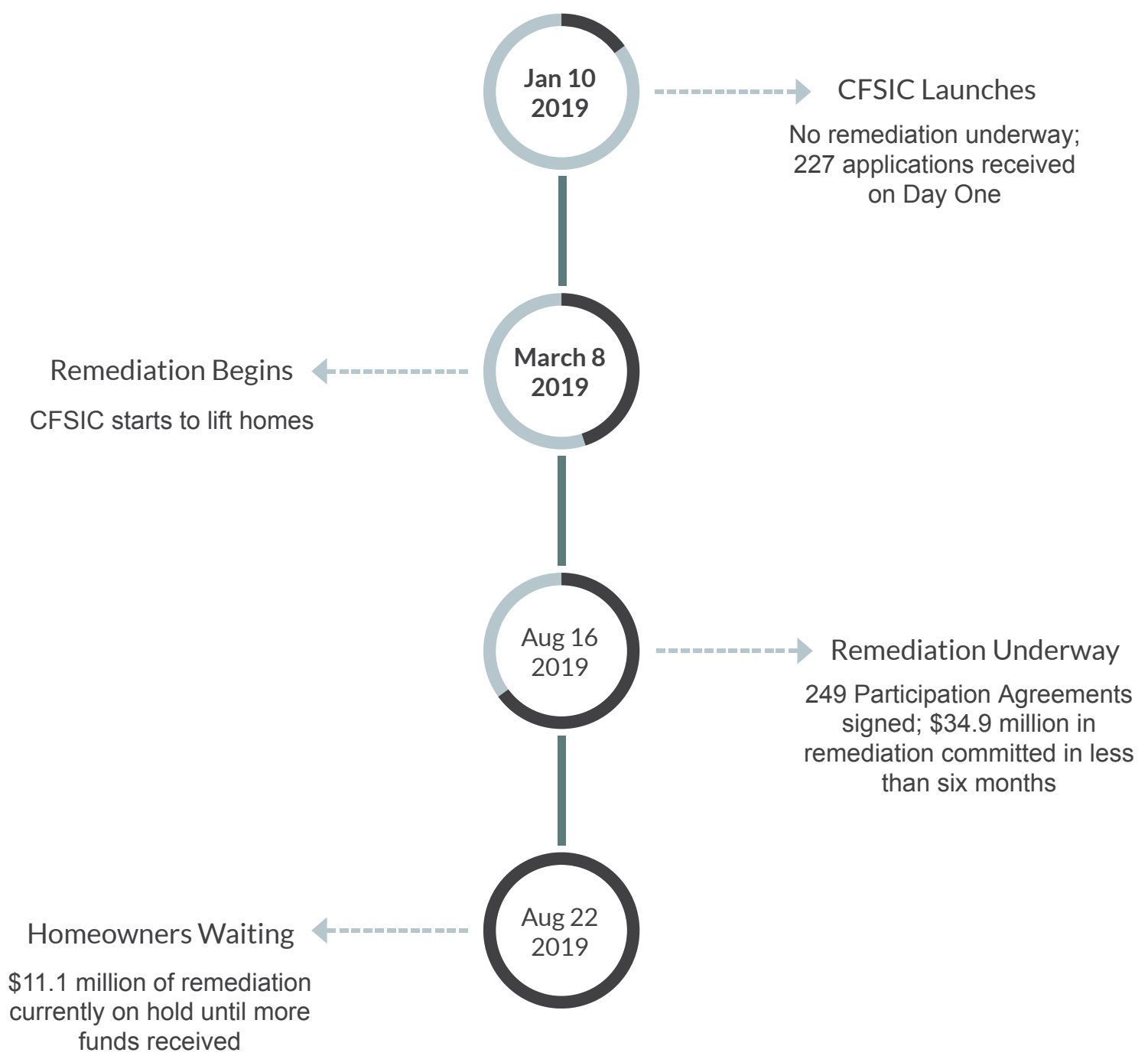
1,073 current CFSIC claimants

Percentage of CFSIC claimants in Top 10 hardest hit towns


Dollar value percentage Top 10 towns to all towns reporting tax abatements

Dollar value percentage Top 10 towns to all current CFSIC remediation liabilities

CFSIC Is Stimulating Business & Job Growth While Improving Real Estate Value and Restoring the Tax Base




What Are the Takeaways?



Taxes

Every foundation CFSIC replaces is a home back on the tax rolls.




Severity

The towns hardest hit by tax abatements are exactly where the majority of our claimants are.


Job Growth

CFSIC's economic impact is measurable and increasing.



Real Estate Value

Every foundation replaced means increased real estate values in the NE Corner.



SOURCES:

- CFSIC July 31, 2019 Unaudited Financials
- CFSIC July 31, 2019 Incurred Loss Run
- CFSIC August 16, 2019 Internal Weekly Claim Activity Update Report
- March 27, 2019 Minutes: Town of Coventry Crumbling Foundations Meeting

